

Test - 1

**VANANCHAL DENTAL COLLEGE & HOSPITAL
FARATHIYA , GARHWA
BDS 1ST YEAR 1ST INTERNAL EXAMINATION SCHEDULE
MAY 2019**

DATE & TIME 10 :00 PM-1 :00 PM	DAY	SUBJECT	INVIGILATOR
6 MAY 2019	MONDAY	GENERAL ANATOMY	DR. PRIYA
8 MAY 2019	WEDNESDAY	PHYSIOLOGY & BIOCHEMISTRY	DR. PRAVEEN
10 MAY 2019	FRIDAY	DADH	DR. RAKHEE

ACADEMIC INCHARGE.
VDCH

PRINCIPAL
VDCH


COPY TO:

THE CHAIRMAN, VEWT (FOR INFORMATION)
EXAMINATION CONTROLLER VDCH
ALL DEPARTMENT
NOTICE BOARD

Test - 1

**VANANCHAL DENTAL COLLEGE & HOSPITAL
FARATHIYA , GARHWA
BDS 2ND YEAR 1ST INTERNAL EXAMINATION SCHEDULE
MAY 2019**

DATE & TIME 2:00 PM-5:00 PM	DAY	SUBJECT	INVIGILATOR
6 MAY 2019	MONDAY	PHARMACOLOGY	DR. NEEL
8 MAY 2019	WEDNESDAY	GENERAL PATHOLOGY & MICROBIOLOGY	DR. SONAI
10 MAY 2019	FRIDAY	DENTAL MATERIALS	DR. AALIYA


ACADEMIC INCHARGE.
VDCH


PRINCIPAL
VDCH

COPY TO:


THE CHAIRMAN, VEWT (FOR INFORMATION)
EXAMINATION CONTROLLER VDCH
ALL DEPARTMENT
NOTICE BOARD

Test-1

**VANANCHAL DENTAL COLLEGE & HOSPITAL
FARATHIYA , GARHWA
BDS 3RD YEAR 1ST INTERNAL EXAMINATION SCHEDULE
MAY 2019**

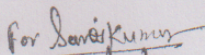
DATE & TIME 2:00 PM-5:00 PM	DAY	SUBJECT	INVIGILATOR
6 MAY 2019	MONDAY	GENERAL MEDICINE	DR. DEEPAK
8 MAY 2019	WEDNESDAY	GENERAL SURGERY	DR. JYOTISH
10 MAY 2019	FRIDAY	ORAL PATHOLOGY	DR. SUSHMA


ACADEMIC INCHARGE.
VDCH


PRINCIPAL
VDCH

COPY TO:


THE CHAIRMAN, VEWT (FOR INFORMATION)
EXAMINATION CONTROLLER VDCH
ALL DEPARTMENT
NOTICE BOARD


22/04/19

Test-1

**VANANCHAL DENTAL COLLEGE & HOSPITAL
FARATHIYA , GARHWA
BDS FINAL YEAR 1ST INTERNAL EXAMINATION SCHEDULE
MAY 2019**

DATE & TIME 2:00 PM-5:00 PM	DAY	SUBJECT	INVIGILATOR
6 MAY 2019	MONDAY	ORAL MRDECINE AND RADIOLOGY	DR.NITISH
8 MAY 2019	WEDNESDAY	ORAL SURGERY	DR. SANTOSH
10 MAY 2019	FRIDAY	PERIODONTICS	DR. NEEL
11 MAY 2019	SATURDAY	PEDODONTICS	DR. ANUP
13 MAY 2019	MONDAY	CONS AND ENDODONTICS	DR. JYOTISH
14 MAY 2019	TUESDAY	ORTHODONTICS	DR. A. TOMER
16 MAY 2019	THUSDAY	PREVENTIVE DENTISTRY	DR. RAKHEE
17 MAY 2019	FRIDAY	PROSTHODONTICS	DR. JYOTISH


ACADEMIC INCHARGE
VDCH


PRINCIPAL
VDCH

COPY TO:
THE CHAIRMAN, VEWT (FOR INFORMATION)
EXAMINAIONATION CONTROLLER VDCH
ALL DEPARTMENT
NOTICE BOARD

Test - I

**VANANCHAL DENTAL COLLEGE & HOSPITAL
GARHWA, JHARKHAND**

1st internal BDS 1st year examination- 2019

Time 3 hour

Maximum mark:70

ANATOMY

Attempt all question.

Long notes - (2x10) - Any 2

- 1.) Describe thyroid gland in detail?
- 2.) Describe maxillary nerve? Add a note on pterygopalatine ganglion?
- 3.) Describe Parotid gland? Add a note on its nerve supply?

Short notes - (10x5)

- 1.) Layers of Scalp
- 2.) Venous drainage of face
- 3.) Styloid apparatus
- 4.) Otic ganglion
- 5.) Investing layer of deep cervical fascia
- 6.) Histology of submandibular salivary gland
- 7.) Atlas and axis
- 8.) Nerve supply of tongue
- 9.) Write name of cranial nerves
- 10.) Structure passing through Foramen Ovale and Rotundum.

Test-I

Vananchal Dental College and Hospital

Department of Oral Pathology

Subject: DADH

(BDS 1st year First Terminal Examination 2019)

Maximum marks : 70

Time 3 hours

Note: Attempt all questions. Draw neat diagram wherever required.

Long essay: 20 marks each

1. Describe morphology and chronology of permanent maxillary 1st molar tooth.
2. Classify Oral Mucous membrane. Describe in detail about keratinized mucosa.

Short notes: 5 marks each

3. Pulp stones
4. Function of saliva
5. Types of CEJ
6. Neural crest cell
7. Cortical bone.
8. Function of PDL.

Test - II

VANANCHAL DENTAL COLLEGE & HOSPITAL
GARHWA, JHARKHAND

1st internal BDS 2nd year examination -2019
Time 3 hour
Maximum mark

Dental Materials

Section-A(35 marks)

NOTE : Attempt all question.

Long notes: (2x10)

20

1. Classify the elastomeric impression materials. Discuss in detail the composition , advantages, disadvantages of addition silicon impression material.
2. Classify dental waxes & write composition & detail about inlay & onlay waxes.

short notes : (5 x 3)

15

1. Impression compound
2. Wet corrosion
3. Coefficient of thermal expansion
4. Die stone
5. Hardness test.

Section-B

Long notes (1x15)

15

- 1 Write composition of dental amalgam alloy. Write in detail about physical and mechanical properties of dental amalgam.

short notes (4x 5)

20

1. Rheology
2. Setting reaction of amalgam
3. Mercury toxicity
4. Various test done to evaluate the hardness of dental material

Test - 1

**VANANCHAL DENTAL COLLEGE & HOSPITAL
GARHWA, JHARKHAND**

1st internal BDS 2nd year examination- 2019

Time 3 hour

Maximum mark:70

Pharmacology

NOTE : Attempt all question.

Long notes (2x20)

40

1. What are the different types of adverse Durg effect. Write in details about any three.
2. Describe in detail about the pharmacological action, uses and adverse effect of propranolol.

Write short notes (6x5).

30

1. Demerits of oral route of administration
2. Teratogenic drugs
3. Clinical use of adrenaline
4. Synergism and antagonism
5. Sodium nitroprusside
6. Potassium sparing diuretics.

VANANCHAL DENTAL COLLEGE & HOSPITAL
GARHWA, JHARKHAND

1st internal BDS 2nd year examination- 2019
Time 3 hour
Maximum mark:35

Microbiology

Attempt all question.

Long notes - (2x10)

1. Describe the morphological feature, culture characteristic , type of tuberculosis pathogenicity, lab diagnosis and treatment of mycobacterium tuberculosis. **10**
2. Describe the morphological feature, route of transmission, replication, pathogenicity, lab diagnosis of HIV. **10**

Short notes - any 3 -(3x5) - 15 marks

- a) Auto clave
- b) Gram Staining
- c) VDRL
- d) Difference between enrich and enrichment media

Test-I

Vananchal Dental College and Hospital

Department of Oral Pathology

Subject: General Pathology

(BDS 2nd year First Terminal Examination 2019)

Time 3 hours

Maximum marks: 35

Note: Attempt all questions. Draw neat diagram wherever required.

Long Essay: 20 marks


1. Define coagulation. Explain Extrinsic and intrinsic pathway of blood coagulation. Enumerate clotting factors.


Short notes: 5 marks each

2. Rickets
3. Features of epithelial dysplasia
4. Ewing Sarcoma.

**VANANCHAL DENTAL COLLEGE & HOSPITAL
FARATHIYA , GARHWA
MDS (MOCK) EXAMINATION SCHEDULE
MAY 2019**

DATE & TIME 2:00 PM-5:00 PM	DAY	PAPER
15 MAY 2019	WEDNESDAY	PAPER I
16 MAY 2019	THURSDAY	PAPER II
17 MAY 2019	FRIDAY	PAPER III
18 MAY 2019	SATURDAY	PAPER IV


ACADEMIC INCHARGE.
VDCH


PRINCIPAL
VDCH (15/5/19)

COPY TO:

THE CHAIRMAN, VEWT (FOR INFORMATION)
EXAMINATION CONTROLLER VDCH
ALL DEPARTMENT
NOTICE BOARD

**VANANCHAL DENTAL COLLEGE & HOSPITAL
GARHWA, JHARKHAND**

MDS MOCK EXAMINATION - 2019

Time 3 hour

Maximum mark:100

ORTHODONTICS

PAPER IV - SET A

Long Essay - 1x100

- 1.) Temporary Anchorage Devices (TAD's)?
- 2.) Discuss the differential diagnosis and various treatment modalities in open bite cases?

PAPER IV - SET B

Long Essay - 1x100

- 1.) Discuss molar distalization?
- 2.) Anchorage past and present?

ENDO

VANANCHAL DENTAL COLLEGE & HOSPITAL

MDS EXAMINATION 2019

(INTERNAL ASSESSMENT)

PAPER I

TIME : 3 hrs

Maximum Marks : 75

Candidates are required to give their answer in their own words as far as practicable.

Answer all questions

LONG ESSAY

2x20=40

1. Enumerate the various age changes in enamel, dentin and pulp.
2. Discuss the course of carotid artery with special emphasis to its branches in head and neck region.

SHORT ESSAY

5x7=35

3. Write Short notes on the following:-
 - a) Control of pain in dental treatment.
 - b) Antibiotics and its use in dentistry.
 - c) Muscles of mastication.
 - d) Pathophysiology of granuloma/ cyst.
 - e) Trigeminal nerve.

VANANCHAL DENTAL COLLEGE & HOSPITAL
GARHWA, JHARKHAND

MDS MOCK EXAMINATION - 2019
Time 3 hour
Maximum mark:75

PERIODONTOLOGY

PAPER I - SET A

Long Essay - 2x20 - 40

- 1.) Describe the formation and composition of saliva? What is its role in maintenance of oral health?
- 2.) Describe the structural and functional characteristics of gingiva in detail?

Short Essay - 5x7 - 35

- 1.) Role of antibiotics in periodontal disease
- 2.) Importance of biostatistics in periodontal research
- 3.) Diapedesis of neutrophils in inflammation
- 4.) Water soluble vitamins
- 5.) Cleft lip and cleft palate

**VANANCHAL DENTAL COLLEGE & HOSPITAL
GARHWA, JHARKHAND**

MDS MOCK EXAMINATION - 2019

Time 3 hour

Maximum mark:70

PEDODONTICS

PAPER II

Long Essay - 2x20 - 40

- 1.) Crowns in paediatric dentistry. Discuss stainless steel crown in detail?
- 2.) Critically review the rationale of regenerative endodontics in paediatric dentistry with special emphasis on the protocol and recent advancement?

Short Essay - 5x6 - 30

- 1.) Repair of root fractures
- 2.) Smart materials
- 3.) Pit and fissure sealants
- 4.) ART
- 5.) Behaviour modification

2019(Mock Test)

Department of Oral Medicine and Radiology

Paper -1

Basic Sciences

Time : 3 hours

Full marks: 75

1. Discuss the anatomy of facial nerve with applied aspect. (20)
2. Explain in detail the inflammation pathway and its applied aspect. (20)
3. Short notes – (answer any five) 7×5
 - a) Calcium metabolism
 - b) Immunomodulators
 - c) Anaemia
 - d) Routes of drug administration
 - e) Antibiotic prophylaxis
 - f) Pathophysiology of hypertension and its effect on various organ system
 - g) Hepatitis B and its prevention

Vananchal Dental College and Hospital

Department of Oral Pathology

Subject: Basic science (Paper 1)

(MDS Final year Mock Examination 2019)

Time 3 hours

Maximum marks: 75 Marks

Note: Attempt all questions. Draw neat diagram wherever required.

Long essay : 20 marks each

1. Classify Salivary glands and describe in detail Anatomy, histology, physiology along with applied aspects of Salivary glands.
2. Discuss Lymphatic drainage of head and neck region with its applied aspects.

Short notes: 7 marks each

3. Histology of enamel
4. Orofacial Pain
5. Structure of DNA
6. Healing of biopsy wound.
7. Mechanism of shedding of tooth.

PG Mock

VANACHAL DENTAL COLLEGE & HOSPITAL
GARHWA, JHARKHAND

NAME OF THE EXAM Paper I

DATE 15/5/19

S.NO	STUDENTS NAME	ROLL NO	SIGNATURE
1.	Ujjwal Azad Ujjala (OMR)		Ujjwal Azad
2.	Kundan Lal Singh (CONS)		Kundan Lal
3.	Raj kr Pandey (OMR)		Raj kr Pandey
4.	Anshuman Sagar (O.P)		Anshuman
5.	ARPAN JAYDEEP (ORAL PATHOLOGY)		Arpan Jaydeep
6.	Mukesh Kumar (Periodontology)		Mukesh Kumar
7.	Sanket Kumar (Oral Pathology)		Sanket Kumar
8.	Sweta Singh (Periodontology)		Sweta Singh
9.	Avinash Narayan (Pedodontics)		Avinash Narayan
10.	Rashmi Ojha (Pedodontics)		Rashmi Ojha
11.	Neeraj Kumar (Prosthodontic)		Neeraj Kumar
12.	Kumar Durga dutta (Prosthodontic)		Kumar Durga dutta
13.	Deepak Pandey (OMR)		Deepak Pandey
14.	Mukesh Kumar (Peri)		Mukesh Kumar
Total -			(13)
ABSENT -			(02)

[Signature]
INVIGILATOR 1

[Signature]
INVIGILATOR 2

Final year


**VANACHAL DENTAL COLLEGE & HOSPITAL
GARHWA, JHARKHAND**

NAME OF THE EXAM Paper III

DATE 17/5/19

S.NO	STUDENTS NAME	ROLL NO	SIGNATURE
①	Kundanav. Singh (Comp Dental)	01	Kundanav.
②	Raj Kumar Pandey (OMR)		Raj Kumar
③	Neeraj Kumar.	02	Neeraj
4)	Ujjwal Anand Ujjwal (OMR)		Ujjwal Anand Ujjwal
5	ARPAN JAYDEEP (OP)		Arpan Jaydeep
6	AKSHUMAXI SAGAR (O.P)		Akshumi
7.	SANTOSH KUMAR (OP)		Santosh Kumar
8.	KUMAR DURGA DUTTA		Durgadutta
9.	Rashmi ojha		Rashmi
10.	Avinash Narayan		Avinash
11	Mukesh Kumar		Mukesh
12.	Sweta Singh		Sweta
13.	Deepak Panda.		Deepak


INVIGILATOR 1


INVIGILATOR 2


**VANACHAL DENTAL COLLEGE & HOSPITAL
GARHWA, JHARKHAND**

NAME OF THE EXAM Paper IV

DATE 18/5/19

①	Kundan. Lav. Singh (CORS 3 Circle)	01	<u>Kundan</u>
②	Ujjwal Anand Giala (OMR)	01	<u>Ujjwal</u>
③	Raj pr Pandey (OMR)		<u>Raj</u>
④	Komal Durgadutta (Prosth)	1	<u>K D Dutt</u>
⑤	Meeraj Kumar (Prosth)	02	<u>Meeraj Kumar</u>
⑥	Sanjoth Kumar (OP)	01	<u>Sanjoth Kumar</u>
⑦	Rohit Singh (Bed)		<u>Rohit</u>
⑧	Anirudh Narayan (Bed)	02	<u>Anirudh</u>
⑨	Arushuman SAGAR (O.P)		<u>Arushuman</u>
10)	Deepak Panda (OMR)		<u>Deepak</u>
11)	ARPAN JAYDEEP (OP)		<u>Arpan Jaydeep</u>
12)	Mukesh Kumar	perio	<u>Mukesh</u>
13)	Sweta Singh	Perio	<u>Sweta</u>

Present - 13
Absent - 02.



INVIGILATOR 1

INVIGILATOR 2